

M-5000TG & M-5700TG

Steam & Cold Water Mixing Hose Stations

Attain instantly hot water when and where you need it most.

These units produce instant hot water from a steady supply of steam and cold water. Both units are equipped with a dial-type gauge that indicates the wash water's exact temperature in both Celsius and Fahrenheit, and as an added safety measure, these units shut-off their steam source automatically if the cold water supply falls below 50 psi for any reason. Users can easily regulate water temperature by turning the steam and cold water valves. This prevents hazardous steam from exiting the unit and causing steam burns.

M-5000TG unit is bronze and the M-5700TG unit is stainless steel. Both stations are equipped with a stainless steel hose rack and our patented Direct Diffuse® Steam Trap. Hose and spray nozzle are sold separately.

Available options for both units are:


- Wall Mounted – globe valve or angle valve entry
- Recessed Wall Box Units – globe or angle valve entry
- Pedestal Units – globe or angle valve entry

Strahman mixing hose stations are the preferred choice by industry professionals around the globe for their exceptional durability and low maintenance, reliability in accuracy of temperature readings and function, they are economical, and they can easily be mounted anywhere in a facility where steam/water lines exist and effective clean-up is required.

Units are sold with our Direct Diffuse® Steam Trap that quickly and efficiently discharges condensate in your steam line and reduces system failure.

MODEL NO.	REQUIRED STEAM PRESSURE	REQUIRED WATER PRESSURE	GPM
M-5000L	80-95 LBS	50-80 LBS	5 - 7
M-5000M	96-130 LBS	50-80 LBS	4 ½ - 6
M-5000H	131-150 LBS	50-80 LBS	4 ½ - 6
M-5700L	80-95 LBS	50-80 LBS	5 - 7
M-5700M	96-130 LBS	50-80 LBS	4 ½ - 6
M-5700H	131-150 LBS	50-80 LBS	4 ½ - 6

Note: Steam pressure is required at installation site to ensure proper operation of mixing unit.

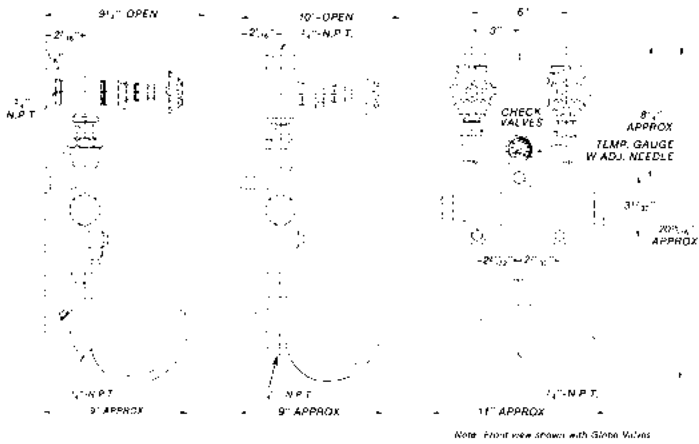
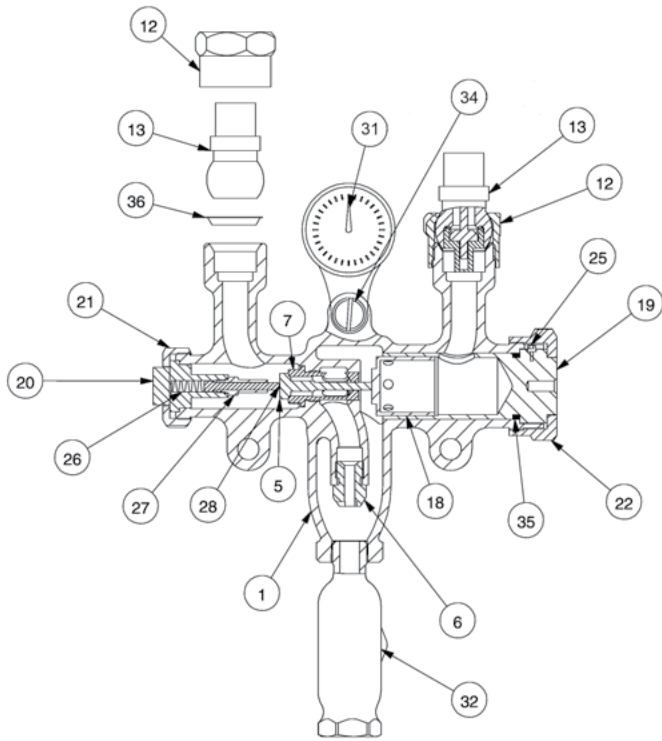


Direct Diffuse® Steam Trap shown here is installed vertically, but can also be installed horizontally; in both cases, the thermodynamic trap (THT) must be level in the horizontal plane.



Maximum water temperature: 200°F (93°C)
Optimum working pressure range: see chart at left
(not to exceed 150 psi)

M-5000TG & M-5700TG SERIES



NOTE: A strainer and steam trap is recommended to be used in conjunction with all our steam mixing units. Foreign deposits in supply lines can effect ball check durability. Proper steam and water treatment is recommended to ensure proper performance and durability. Unit should be shut-off when not in use for extended periods of time.

**Temperature Gauge: 100-250°F (40-120°C)

PARTS			
PART NO.	DESCRIPTION	M-5000 ORDER NO. (MATERIAL)	M-5700 ORDER NO. (MATERIAL)
1	BODY (includes parts 6 & 7)	M500BODYCKIT (ASTM CA836)	M708BDF (SST316, ASTM A314)
2	HOSE RACK CAP SCREW (not shown) (SET OF 6)	HH00501302000Z (SST304, ASTM A276)	HH00501302000Z (SST304, ASTM A276)
3	HOSE RACK LOCK WASHER (not shown) (SET OF 6)	WAT0050 (SST410)	WAT0050 (SST410)
5	STEAM POPPET (L)	MU500POPTCOMPLETE0000 (SST303, ASTM A743)	MU500POPCOMPLETE0000 (SST303, ASTM A743)
5	STEAM POPPET (M)	MU500POPTCOMPLETE0001 (SST303, ASTM A743)	MU500POPTCOMPLETE0001 (SST303, ASTM A743)
5	STEAM POPPET (H)	MU500POPTCOMPLETE0002 (SST303, ASTM A743)	MU500POPTCOMPLETE0002 (SST303, ASTM A743)
6	STEAM JET	SJET (SST416, ASTM A582)	SJET (SST416, ASTM A582)
7	POPPET SEAT	PSEATBR (BRASS ASTM C46400)	PSEATSS (SST303, ASTM A582)
8	HOSE RACK (not shown) WITH FITTINGS	HRCOMPLETE0000 (SST304, ASTM A276)	HRCOMPLETE0000 (SST304, ASTM A276)
10	HEX SPACER (not shown)	MUSPAC (SST416, ASTM A582)	MUSPAC (SST416, ASTM A582)
11	WALL PLATE (not shown) (optional)	MUWPLTBR (BRASS B16, CA360)	STANDARD ON THIS UNIT (SST304, ASTM A240)
12	BALL CHECK UNION NUT	BCNUTBR (BRASS ASTM B16 C36000)	BCNUTSS (SST304, ASTM A276)
13	BALL CHECK VALVES (includes part 36) COMPLETE	BCBRG (BRASS ASTM B16, C36000, SST303, ASTM A582)	BCSSG (SST304, ASTM A276, SST303, ASTM A582)
18	WATER CHAMBER	WCHM5000 (SST303, ASTM A582)	WCHM5000 (SST303, ASTM A582)
19	WATER CHAMBER HOUSING (includes part 35)	WCHHOUSASSYBR (BRASS B16, C36000)	WCHHOUSASSYSS (SST304, ASTM A276)
20	POPPET GUIDE	M5000PGUIBR (BRASS ASTM B16, C36000, SST303, ASTM A582, EPDM "O" RING)	M570PGUI (SST304, ASTM A276, EPDM "O" RING)
21	POPPET GUIDE NUT	M500PNUTBR (BRASS B283, CA37700)	M570PNUT (SST303, ASTM A582)
22	BODY NUT	M500BNUTBR (BRASS B283, CA37700)	M570BNUT (SST316, ASTM A276)
25	SET SCREW (SET OF 6)	SHN83200310Z (SST304, ASTM A276)	SHN83200310Z (SST304, ASTM A276)
26	POPPET SPRING (SET OF 6)	SPRGM5000 (SST302, ASTM A240)	SPRGM5000 (SST302, ASTM A240)
27	GUIDE EXTENSION	M500PGEX (SST416, ASTM A 582)	M500PGEX (SST416, ASTM A 582)
28	PUSHER	M500PPSH (SST303, ASTM A582)	M500PPSH (SST303, ASTM A582)
31**	TEMP GAUGE	TGGF02 (BRASS B283, CA37700)	TGGF02 (BRASS B283, CA37700)
32	BLENDING CHAMBER	BLCHMFB (BRASS BRONZE B62, CH83600)	BLCHMFSS (SST303, ASTM A351)
35	"O" SEALING RING FOR WATER CHAMBER HOUSING	ORNG222HB (EPDM)	ORNG222HB (EPDM)
36	BALL CHECK GASKET	BCGAC (COPPER)	BCGA (COPPER, PTFE)

© STRAHMAN GROUP | PUBLISHED 11.25.24

STRAHMANGROUP.COM

2801 Baglyos Circle
Bethlehem, PA 18020
P: +1 484.893.5080
sales@strahman.com

an fch business

 **STRAHMAN**
GROUP
PRECISION AND PERFORMANCE