



PRODUCT OVERVIEW – SOLUTIONS FOR INDUSTRY

WASH DOWN EQUIPMENT

MIXING STATIONS | HOSES | NOZZLES | ACCESSORIES | SERVICE KITS



 *Stahman*
WASHDOWN EQUIPMENT



STRAHMAN GROUP

PRECISION AND PERFORMANCE

ABOUT US

Since its founding in 1921, Strahman Group has earned a global reputation for producing reliable products known for their superior performance, innovative solutions to complex challenges, and long-term durability. Strahman's products have become the "gold standard" across various industries, including oil & gas, food & beverage processing, chemical, petrochemical, polymer, biotechnology, pharmaceutical, mining, pulp and paper, and general industry.

Founded by Theodore and Herman Strahman, the company initially began as a distributor of European valve products. As the business expanded, the Strahmans started designing and manufacturing their own line of valve products, driven by a mission to provide superior equipment that met customers' increasingly stringent demands. Among their early innovations was the development of a free-flowing, non-clogging piston tank bottom and drain valve for the dairy industry in the USA. This expertise in design and engineering soon led to the introduction of a complete line of high-quality washdown equipment.

For over 100 years, Strahman has been known as a global leader in the manufacturing and distribution of process valve products and industrial washdown equipment.

Identifying a need for a high-performance mixing unit to distribute hot water for facility clean-up, Strahman engineers pioneered the creation of a steam and cold-water safety mixing unit. At the time, the industry relied on randomly assembled plumbing fittings with no particular engineering standards and little regard for safety or efficiency. Strahman quickly established a reputation for producing the industry's "gold standard" of mixing units through innovation and thoughtful design. This was followed by the development of hot and cold-water mixing units and a thermostatically controlled mixing unit. In the early 1930s, Strahman expanded its focus to include a complete line of hand-held industrial spray nozzles and hoses.

In the last decade, advancements in the washdown department have enabled Strahman to offer enhanced value throughout their product portfolio by ensuring compatibility and interchangeability across the line. Their premium hoses and nozzles are fully compatible with the hot and cold-water mixing units, allowing for the effective washdown of areas with 160° pressurized water.

Over the many decades since its inception, Strahman has built a reputation for providing washdown systems with rugged designs, superior performance, and precise temperature control. Known for their long-lasting, trouble-free operation, Strahman products have become a respected and trusted brand across numerous industries.





CONTENTS

2 MIXING STATIONS

8 HOSES ASSEMBLIES

9 HEAVY DUTY NOZZLES

10 ADAPTERS

10 SERVICE KITS



ASSEMBLED AND/OR MADE IN THE USA



intertek



ASTM INTERNATIONAL



MIXING STATIONS

STEAM & COLD WATER

Our Steam & Cold Water mixing units produce hot water instantly from a steady supply of steam and cold water. Units are sold with the Direct Diffuse® Steam Trap that quickly and efficiently discharges condensate from your steam line. The temperature gauge (TG) provides instant reading of the wash water's exact temperature in both Fahrenheit and Celsius.

Mounting options available are: wall mount, recessed box, or pedestal mounting on select models.

Hoses and nozzles are sold separately.



DIRECT DIFFUSE® Steam Trap

- Stainless Steel
- Patented system—unlike any other in the market
- Reduces condensate in the steam line to improve efficiency in the system
- Trunk line not required because Direct Diffuse® is mounted directly in the flow pipe
- Available in ¾" size
- No mechanical open/close valves making our system more efficient directing the steam in your line through a collection
- Can be mounted vertically or horizontally



CRNOE22109.5

PATENT NO. US 10,550,999

M-5000TG Mixing Station with Hose Rack

- Bronze
- Temperature Gauge (TG)
- Available in Globe Valve top entry (shown) or Angle Valve back entry
- Direct Diffuse® Steam Trap
- Blending chamber
- Auto-shut-off
- Stainless Steel Hose Rack
- Max. Water Temp. 200° F (93°C)
- Required Steam Pressure: 80 psi up to 150 psi (depending on model)
- Required Cold Water Pressure: 50-80 psi (Maximum of 150 psi)



CRN OH20874



CRN OH20874

M-5700TG Mixing Station with Hose Rack & Mounting Plate

- Stainless Steel
- Temperature Gauge (TG)
- Available in Globe Valve top entry (shown) or Angle Valve back entry
- Direct Diffuse® Steam Trap
- Blending chamber
- Auto-shut-off
- Stainless Steel Hose Rack
- Max. Water Temp. 200° F (93°C)
- Required Steam Pressure: 80 psi up to 150 psi (depending on the model i.e. Low, Medium, High)
- Required Cold Water Pressure: 50-80 psi (Max. 150 psi)



M-5000TS Thermostatically Controlled Mixing Station with Hose Rack

- Bronze
- Temperature Gauge (TG)
- Ball Valve top entry only
- Direct Diffuse® Steam Trap
- Stainless Steel Hose Rack
- Safety Shut-Off Valve
- Max. Water Temp. 200° F (93°C)
- Required Steam Pressure: 80 psi - 150 psi
- Required Cold Water Pressure: 50 psi - 80 psi



M-5144TG HE High Efficiency Mixing Station with Hose Rack

- Bronze
- Temperature Gauge (TG)
- Globe Valve top entry only
- Direct Diffuse® Steam Trap
- Stainless Steel Hose Rack
- Max. Water Temp. 200° F (93°C)
- Max. Working Pressure: 150psi
- Required Steam Pressure: 40 psi up to 150 psi
- Required Cold Water Pressure: 40-80 psi
- Up to 20% Water Savings



CRN OH20874

M-144TG Low Pressure Mixing Station with Hose Rack

- Bronze
- Temperature Gauge (TG)
- Globe Valve top entry only
- Direct Diffuse® Steam Trap
- Stainless Steel Hose Rack
- Max. Water Temp. 200° F (93°C)
- Required Steam Pressure: 20 psi - 80 psi
- Required Cold Water Pressure: 20-80 psi



M-750TG Mixing Station with Hose Rack & Mounting Plate

- Stainless Steel
- Temperature Gauge (TG)
- Blending chamber
- Available in Globe Valve top entry (shown), Ball Valve top entry, or Angle Valve back entry
- Stainless Steel Hose Rack
- Optional Air-Line Version available
- Max. Water Temp. 200° F (93°C)
- Max. Working Pressure: 150psi



M-750 Mixing Station with Hose Rack & Mounting Plate

- Stainless Steel
- Available in Ball Valve top entry (shown), Globe Valve top entry, or Angle Valve back entry
- Stainless Steel Hose Rack
- Optional Air-Line Version available
- Max. Water Temp. 200° F (93°C)
- Max. Working Pressure: 150psi



M-159TG Mixing Station with Hose Rack

- Bronze
- Temperature Gauge (TG)
- Blending chamber
- Available in Ball Valve top entry (shown), Globe Valve top entry, or Angle Valve back entry
- Stainless Steel Hose Rack
- Optional Air-Line Version available
- Max. Water Temp. 200° F (93°C)
- Max. Working Pressure: 150psi



M-159 Mixing Station with Hose Rack

- Bronze
- Available in Globe Valve top entry (shown), Ball Valve top entry, or Angle Valve back entry
- Stainless Steel Hose Rack
- Max. Water Temp. 200° F (93°C)
- Max. Working Pressure: 150psi

Our Hot & Cold Water mixing units provide the operator with independent control of water when temperature is non-critical for the wash down application. Some units are available with the option of a temperature gauge (TG) for a precise reading when the temperature is critical for the wash down application.

Mounting options available are: wall mount, recessed box, or pedestal mounting on select models.

Hoses and nozzles are sold separately.



M-200TS Thermostatically Controlled Mixing Station with Hose Rack & Mounting Plate

- Bronze (shown) or Chrome Plated/Stainless Steel
- Hydraulic, Liquid-Filled Temperature Gauge
- Ball Valve top entry only
- Stainless Steel Hose Rack
- Max. Water Temp. 160° F (71°C)
- Max. Working Pressure: 125psi

MULTI-SERIES AIRLINE Mixing Station with Compressed Air with Hose Rack & Mounting Plate

This is ideal for customers who need a compressed air hookup near their mixing station. The stainless steel wall plate allows for easy installation and maintenance.



Mounting options for: M-5000TG, M-5700TG, M-5000TS, M-5144TGHE, M-144TG, M750TG, M-750 (shown), M-159TG, M-159, M-756, M-156N

For Select Steam & Cold Water, Hot & Cold Water, and Hot or Cold Mixing Units in Bronze or Stainless Steel

MIXING STATIONS


HOT OR COLD WATER SINGLE CONTROL VALVES

Our single valve mixing units are an economical option when either hot or cold water is needed for the wash down application.

Ball valve or Globe valve on specified models top entry only; Angle valve available only on M-758 model.

Mounting plates are standard on specified models and optional on others.

Hoses and nozzles are sold separately.



M-756 Mixing Station with Hose Rack & Mounting Plate

- Stainless Steel
- Globe Valve top entry only
- Stainless Steel Hose Rack
- Unit mounting plate
- Max. Water Temp. 200° F (93°C)
- Max. Working Pressure: 150psi



M-156N Mixing Station with Hose Rack

- Bronze
- Globe Valve top entry only
- Stainless Steel Hose Rack
- Max. Water Temp. 200° F (93°C)
- Max. Working Pressure: 150psi



M-758 Mixing Station with Recessed Box & Hose Rack

- Stainless Steel
- Stainless Steel Recessed Box
- Available in Globe Valve top entry (shown) or Angle Valve back entry
- Stainless Steel Hose Rack
- Max. Water Temp. 200° F (93°C)
- Max. Working Pressure: 150psi



M-120 Mixing Station with Hose Rack

- Stainless Steel
- Ball Valve top entry only
- Stainless Steel Hose Rack
- Max. Water Temp. 200° F (93°C)
- Max. Working Pressure: 150psi



CEC-1000 Cabinet Series

Cabinet station is designed to obscure mixing stations from being exposed to dust and other environmental hazards. Made of high quality heavy gauge stainless steel.

Cabinet for Bronze or Stainless Steel units: M-5000TG, M-5700TG, M-5144TGHE, M-159TG, M750TG, M-156N, M-756, M-144TG, M-200TS

Mixing units, hoses and nozzles are sold separately.

- Heavy duty Stainless Steel
- Flush hinges door swings open to 180°
- Conceals and protects mixing units and hoses from debris

RECESSED SERIES Cabinet Series

Recessed box is designed to conceal mixing unit piping from being exposed to dust and other environmental hazards and is ideal for new construction. Made of high quality heavy gauge stainless steel.

Recessed Series for Bronze or Stainless Steel units:

M-5000TG, M-5700TG, M-5144TGHE, M-750TG, M-750, M-159TG, M-159, M-200TS

Mixing units, hoses and nozzles are sold separately.



SHOWN WITH AN M-159

DUO-MOD Pedestal Stand

Multi-functional pedestal stand can hold two mixing stations with hoses to help speed the wash down and cleaning process and can be permanently installed anywhere there is access to steam, hot and cold water, and airline pipes. Mounting wall plate is required for installation.

Stand for Bronze or Stainless Steel units:

M-5000TG, M5700TG, M5144TGHE, M-5000TS, M-159TG, M-159, M-750TG, M-750, M-156N, M-756, M-144TG

Mixing units, hoses and nozzles are sold separately.

- Rugged construction with a rigid base for permanent mounting
- Powder-coated stainless steel resists rusting and scratching
- Fits all styles and types of Strahman wall plates
- Will accommodate units with Soft Seal Piston Valves: angle back entry, globe top entry and ball valves (may require extra fittings)



SHOWN WITH TWO M-159 MIXING UNIT HOSE STATIONS WITH EXTRUDED HOSE & M-75 SPRAY NOZZLE SOLD SEPARATELY

HOSE ASSEMBLIES

EXTRUDED & PREMIUM WRAPPED HOSES

All our hoses provide industrial strength for heavy duty use for wash down and cleaning operations. All our hoses are made with materials that comply with FDA regulations for use in applications where the hose will come in contact with food products. The non-toxic liner meets FDA CFR Title 21, item 177.2600 for fatty food and IANESCO certificate nr. 10/11358 for milk and yogurt.

Our hoses come with a standard swivel adapter and assembled with your choice of bronze or stainless steel fittings on the ends of the hose and are ready to be connected to equipment. Optional Internal Spring Assembly is available for added durability. Available standard lengths are 25', 50', 75', and 100' and any size in between we can custom cut. Hoses are not approved for steam service.



PREMIUM WRAPPED HOSE ASSEMBLY

- Made from NBR—does not degrade as quickly as natural rubber
- High pressure, homo-flex hot water hose
- Braided construction resists kinks but remains flexible
- Excellent abrasion and tear resistance, practically indestructible
- Resists oil and fatty foods
- Water Temp. Rating -20° to maximum of 200° F (-29° to 93°C)
- Max. Working Pressure: 300 psi
- Available in choice of: Red, White, and Black

EXTRUDED HOSE ASSEMBLY

- Made from NBR—does not degrade as quickly as natural rubber
- Lightweight and flexible high pressure hot water hose
- Excellent abrasion and tear resistance
- Resists oil, fatty and lactic acids
- Water Temp. Rating -20° to maximum of 200° F (-29° to 93°C)
- Max. Working Pressure: 300 psi
- Available in choice of: Yellow, White, and Black

ERGONOMIC HOSE PKG. Extruded Hose, Adapter & Nozzle



- Same great features as the Extruded Hose assembly in Yellow
- Package includes the 5/8" I.D. hose in lengths of 25', 50', 75' or 100' lengths
- Package includes our lightweight Patented Hydro-Pro 150® Heavy Duty Nozzle
- Package includes our Swivel Pro™ adapter
- Water Temp. Rating -20° to maximum of 200° F (-29° to 93°C)
- Max. Working Pressure: 300 psi

STANDARD HOSE REEL Spring-Loaded Winding Hose Reel



- Carbon Steel (shown) or Stainless Steel
- Heavy duty internal spring motor for ease of pulling and retraction of hose
- Sturdy ratchet assembly locks the reel in place to prevent further winding
- Ball stop prevents damage to hose reel rollers and spray nozzle
- Versatile mounting options include floor, wall and ceiling
- **Hoses and nozzles are sold separately**

HR-100 | HR-100L Wall Mounted Hose Rack



- Heavy duty Stainless Steel
- Available for hose lengths of 50' (HR-100) or 100' (HR-100L)
- Solid tubular construction
- Easy installation on conventional brick, tile, cement or cinder block walls
- Expanding metal anchors supplied with unit

HI-SANITARY HOSE REEL Spring-Loaded Winding Hose Reel



- Polished Stainless Steel
- Engineered for installation on floor or walls
- Specifically made for harsh environments where sanitation is critical
- Heavy duty internal spring motor for ease of pulling and retraction of hose
- Working spring mechanism protected by cover to reduce contamination from germs
- **Hoses and nozzles are sold separately**

HEAVY DUTY WATER SAVER NOZZLES

All our nozzles are heavy-duty, but through expert engineering and design, they save on water usage through their automatic stop features. The M-70 Series is the most popular series, with several model variations, colors, and body material options.

All our spray nozzles are threaded to accept Strahman hoses, but can be converted to fit other hoses with the addition of our adapters that are available in various sizes.

HYDRO-PRO 150®



- Stainless Steel heavy duty construction
- Patented Locking Trigger mechanism reduces user fatigue by locking spray pattern without having to maintain trigger pressure
- Stay-Cool technology keeps nozzle cool even at the hottest temperatures
- Weighs less than 2 lbs.
- Max. Water Temp. 200° F (93°C)
- Max. Working Pressure: 150psi
- Replaceable waterproof nylon covers
- Available in Red, White and Black
- LOW FLOW spray nozzle option is available

M-SERIES

Adjustable Spray Nozzle in Bronze



- Bronze
- Stainless Steel seat design prevents nozzle leaks
- Long handle grip for whole hand placement
- Replaceable heavy duty rubber cover
- Instant water shut-off when trigger is released
- Max. Water Temp. 200° F (93°C)
- Max. Working Pressure: 150psi
- Available in Red (**M-77**), White (**M-75**), and Black (**M-70**)
- LOW FLOW option is available

S-SERIES

Adjustable Spray Nozzle in Stainless Steel



- Stainless Steel
- Stainless Steel seat design prevents nozzle leaks
- Long handle grip for whole hand placement
- Heavy duty and rugged weighing 2.9 lbs
- Instant water shut-off when trigger is released
- Max. Water Temp. 200° F (93°C)
- Max. Working Pressure: 150psi
- Replaceable heavy duty rubber in Red (**S-77**), White (**S-75**), and Black (**S-70**)
- LOW FLOW option is available

F-90 SERIES

Non-Adjustable Fine Spray Nozzles



- Bronze (shown) or Stainless Steel
- Stainless Steel seat design prevents nozzle leaks
- Long handle grip for whole hand placement
- Heavy duty yet lightweight weighing 2.9 lbs
- Instant water shut-off when trigger is released
- Soft Spray Stream Spray
- Max. Water Temp. 200° F (93°C)
- Max. Working Pressure: 150psi
- Replaceable heavy duty rubber in Red, White, or Black

S-80 SERIES

Non-Adjustable Solid Stream Nozzle



- Bronze or Stainless Steel (shown)
- Stainless Steel seat design prevents nozzle leaks
- Long handle grip for whole hand placement
- Heavy duty yet lightweight weighing 2.9 lbs
- Instant water shut-off when trigger is released
- Solid Stream Spray
- Max. Water Temp. 200° F (93°C)
- Max. Working Pressure: 150psi
- Replaceable heavy duty rubber in Red, White, or Black

MINI M-SERIES

Nozzle in Bronze with Adjustable Spray Pattern



- Bronze
- Stainless Steel seat design prevents nozzle leaks
- Long handle grip for whole hand placement
- Heavy duty yet lightweight weighing 1.8 lbs
- Instant water shut-off when trigger is released
- Max. Water Temp. 200° F (93°C)
- Max. Working Pressure: 150psi
- Replaceable heavy duty rubber with choice of White (**Mini M-75**) or Black (**Mini M-70**)

MINI S-SERIES

Nozzle in Stainless Steel with Adjustable Spray Pattern



- Stainless Steel
- Stainless Steel seat design prevents nozzle leaks
- Long handle grip for whole hand placement
- Heavy duty yet lightweight weighing 1.8 lbs
- Instant water shut-off when trigger is released
- Max. Water Temp. 200° F (93°C)
- Max. Working Pressure: 150psi
- Replaceable heavy duty rubber with choice of White (**Mini S-75**) or Black (**Mini S-70**)

ADAPTERS

Our Adapters are designed and built to work with our spray nozzles and hoses to help ease the tension of repetitive motion in washdown cleaning. No matter what type of hose you have, we have you covered on Adapters. Our Standard Swivel Adapters are offered in brass or stainless and cover standard hose sizes, including garden hose and barb end varieties. Our innovative Swivel-Pro Adapters feature an exclusive design that allows your nozzle's circular, horizontal, and vertical movements without repositioning heavy hose for ergonomic value. This full-range motion maximizes your comfort and safety. It is available in black or white. They are also available in Mini Swivel to fit our mini-spray nozzles.

SWIVEL-PRO ADAPTER



- Stainless Steel
- Full range motion pivots circular, horizontal, and vertical rotation
- Standard Swivel-Pro 1/2" Male NPT Nozzle End
- Mini Swivel-Pro 3/8" Male NPT Nozzle End
- Includes ID Hose Barb in choice of available sizes: 1/2", 5/8", and 3/4"
- Available in Black (shown) and White

STANDARD SWIVEL ADAPTERS



- Bronze or Stainless Steel
- 360° swivel rotation
- Standard Adapter 1/2" Male NPT Nozzle End
- Mini Adapter 3/8" Male NPT Nozzle End
- Includes ID Hose Barb in choice of available sizes: 1/2", 5/8", 3/4" and 3/4" GH adapter

TOOLS

These much needed tools below help with changing internal parts on our globe valves or mixing units.



GLOBE VALVE RING PULLER

GVPULLER

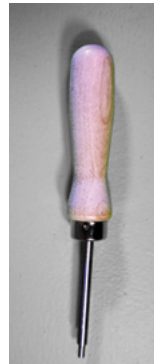
For use in repairing our globe valve.



GLOBE VALVE RING SEATER

GVSEATER

For use in repairing our globe valve.



POPPET TOOL

PTOOL

For use in repairing our mixing units.



POPPET SEAT TOOL

PSTOOL

For use in repairing our mixing units.

SERVICE KITS



M-144TG THERMOSTAT KIT

M144THSTASSY2

- Thermostat Assembly
- O-Rings (2 pcs)
- Thermostat Height Gauge



3/4" GLOBE VALVE SERVICE KIT*

GVSKIT

- Valve Chevron 3 pc. set (4 sets)
- Ring & O-Ring Assembly (4 pcs)

*Services two (2) Globe Valves

Our Service Kits provide you with the necessary components to make repairs when you do not need a brand-new unit. These are genuine OEM parts that help to keep your equipment running at peak performance. The tools required to remove and replace parts (refer to MRO manuals) are on page 10. These high-quality, durable parts put productivity first and extend your equipment's lifecycle, lowering your cost of ownership, saving you money.



M-5000 SERVICE KIT

M5000SKIT

- Water Chamber Housing Assembly
- Guide Extension
- Spring
- Pusher
- O-Ring
- Ball Check Gasket (2 pcs)
- Ball Check Valve Assembly (2pcs)
- Steam Poppet (3pcs - L, M, H)
- Poppet Seat



M-5700 SERVICE KIT

M5700SKIT

- Water Chamber Housing Assembly
- Guide Extension
- Spring
- Pusher
- O-Ring
- Ball Check Gasket (2 pcs)
- Ball Check Valve Assembly (2pcs)
- Steam Poppet (3pcs - L, M, H)
- Poppet Seat



M-5000TS SERVICE KIT*

MU5TSERVKIT000

- Blending Valve
- O-Ring 30 (2 pcs)
- Diffuser Plate
- Control Knob
- Spring
- Spacers (2 pcs)
- Thermostat Low Temp
- Actuator Shaft
- Steam Injector & Actuator Sleeve
- Temperature Adjuster
- O-Ring 14
- Actuator Pin
- Set Screw
- Button Head Cap Screw

*This kit is fully assembled.



M-5144TG HE SERVICE KIT

M5000LFSKIT

- Water Chamber Low Flow
- Ball Check Gasket (2 pcs)
- O-Ring 133
- Ball Check Valve Assembly (2pcs)
- Retaining Ring
- Poppet Stop and O-Ring 008
- Poppet Seat Low Flow
- Steam Poppet
- Jam Nut
- Pusher
- Guide Extension
- Spring



M-144TG SERVICE KIT

M144LWRETRO

- Safety Steam/Water Tag
- Thermostat Rod
- Thermostat Power Element
- Element Return Spring Support
- Upper Thermo Housing
- Thermostat Spring Return
- Lower Thermo Housing
- O-Rings (2 pcs)
- Adjusting Rod
- Hollow Bolt
- Bolt Spacer
- Stopper
- Guide
- Hex Nut (2 pcs)
- Thermostat Height Gauge



DIRECT DIFFUSE® SERVICE KIT

DDITRAPRK

- Thermo Trap
- Tube Connector
- O-Ring



3/4" SOFT SEAL CONVERSION SERVICE KIT

MUCKITBR (BRONZE)
MUCKITSS (STAINLESS STEEL)

- Stem and Stem Stop
- Bonnet Nut (Stainless Steel or Bronze)
- Piston
- Lantern
- Ring & O-Ring
- Spring



M70 SERIES SERVICE KIT

WSM70SKITB (BLACK COVER)
WSXXXNKIT0010 (WHITE COVER)
WSXXXNKIT0011 (RED COVER)

- Cover-Black, White or Red
- Nozzle Cage
- Replaceable Cartridge Unit
- O-Rings (2pcs)
- Lock Ring
- Lever Arm Bushing and Screw
- Lever Arm



S70 SERIES SERVICE KIT

WSXXXNKIT0003 (BLACK COVER)
WSXXXNKIT0005 (WHITE COVER)
WSXXXNKIT0004 (RED COVER)

- Cover-Black, White or Red
- Lever Arm
- Replaceable Cartridge Unit
- Nozzle Cage
- Lock Ring
- Lever Arm Bushing and Screw
- O-Rings (2pcs)



HYDRO-PRO 150® SERVICE KIT

HPKITBLACK (BLACK COVER)
HPKITWHITE (WHITE COVER)
HPKITRED (RED COVER)

- Cover-Black, White or Red (2pcs)
- Cover Screws (6pcs)
- Housing Assembly
- O-Rings (2pcs)
- Snap Ring
- Stem Assembly

THE STRAHMAN FAMILY OF PRODUCTS INCLUDE:



WASH DOWN EQUIPMENT

Cleaning and sanitizing equipment for applications where safety is the number one concern — built to outlast and outperform all others.

AUTOMATED VALVES & THERMAL SHUT-OFF VALVES

Completely assembled automated valves and fire-safe thermal shut-off valves fabricated for quick and reliable problem-solving solutions for industrial applications.

PROCESS VALVES


Engineered solutions for the transfer of fluid and flow control for highly critical applications from sampling to inline process to permanent isolation.





© STRAHMAN GROUP | PUBLISHED 08.28.24

CONTACT US

Need more information? Give us a call today or visit our website.

 877-787-2462

 2801 Bagylos Circle
Bethlehem, PA 18020

 StrahmanGroup.com



PRECISION AND PERFORMANCE